



**Tuesday 10 Oct 2023**

# **Total TV Daily Overnight Top 30 Programs**


## **Free-to-Air Audience Reports:**

Total People

People 16-39


People 25-54


Grocery Shoppers

Rank	Description	Network	Total TV 	Broadcast TV		BVOD
			Broadcast TV + BVOD National	Metro	Regional	National
1	SEVEN NEWS AT 6.30	Seven	1,329,000	824,000	459,000	46,000
2	SEVEN NEWS	Seven	1,326,000	812,000	468,000	47,000
3	THE BLOCK -TUE	Nine	1,077,000	631,000	304,000	142,000
4	NINE NEWS	Nine	1,067,000	712,000	296,000	59,000
5	NINE NEWS 6:30	Nine	1,054,000	687,000	307,000	59,000
6	A CURRENT AFFAIR	Nine	975,000	620,000	296,000	59,000
7	ABC NEWS-EV	ABC	856,000	554,000	272,000	29,000
8	HOME AND AWAY	Seven	835,000	451,000	302,000	82,000
9	THE CHASE AUSTRALIA	Seven	749,000	444,000	280,000	25,000
10	7.30-EV	ABC	738,000	471,000	232,000	34,000
11	SAS AUSTRALIA - TUE	Seven	699,000	450,000	203,000	46,000
12	HOT SEAT	Nine	498,000	333,000	140,000	25,000
13	THE CHASE AUSTRALIA-5PM	Seven	474,000	294,000	164,000	16,000
14	TAKE 5 WITH ZAN ROWE-EV	ABC	462,000	315,000	125,000	23,000
15	OLD PEOPLE'S HOME FOR TEENAGERS-EV	ABC	459,000	306,000	136,000	17,000
16	THE CHEAP SEATS	10	413,000	289,000	113,000	11,000
17	TIPPING POINT	Nine	399,000	252,000	135,000	13,000
18	SPACE INVADERS -RPT	Nine	389,000	221,000	135,000	33,000
19	NINE'S AFTERNOON NEWS	Nine	367,000	230,000	122,000	15,000
20	SUNRISE	Seven	358,000	201,000	136,000	21,000
21	HOT SEAT -5PM	Nine	326,000	211,000	98,000	16,000
22	TODAY	Nine	322,000	189,000	105,000	28,000
23	SHARK TANK	10	321,000	226,000	81,000	14,000
24	THE PROJECT 7PM	10	316,000	220,000	84,000	12,000
25	SEVEN NEWS AT 4.30	Seven	311,000	174,000	127,000	10,000
26	10 NEWS FIRST	10	299,000	187,000	103,000	9,000
27	SEVEN NEWS AT 4	Seven	281,000	156,000	117,000	8,000
28	NEWS BREAKFAST-AM	ABC	262,000	140,000	107,000	15,000
29	HMP: BEHIND BARS	Seven	241,000	155,000	75,000	10,000
30	SUNRISE-EARLY	Seven	225,000	124,000	88,000	14,000



Rank	Description	Network	Total TV	Broadcast TV		BVOD
			Broadcast TV + BVOD National	Metro	Regional	National
1	THE BLOCK -TUE	Nine	241,000	135,000	50,000	56,000
2	NINE NEWS 6:30	Nine	138,000	76,000	45,000	18,000
3	A CURRENT AFFAIR	Nine	128,000	71,000	38,000	19,000
4	NINE NEWS	Nine	124,000	75,000	32,000	17,000
5	HOME AND AWAY	Seven	123,000	58,000	34,000	30,000
6	SAS AUSTRALIA - TUE	Seven	107,000	67,000	25,000	16,000
7	SEVEN NEWS AT 6.30	Seven	105,000	70,000	21,000	14,000
8	SEVEN NEWS	Seven	97,000	65,000	18,000	14,000
9	THE CHEAP SEATS	10	91,000	72,000	15,000	4,000
10	SHARK TANK	10	66,000	49,000	12,000	5,000
11	SPACE INVADERS -RPT	Nine	64,000	38,000	13,000	12,000
12	THE PROJECT 7PM	10	60,000	40,000	16,000	4,000
13	THE CHASE AUSTRALIA	Seven	50,000	33,000	10,000	7,000
14	7.30-EV	ABC	48,000	30,000	9,000	9,000
15	TODAY	Nine	46,000	28,000	9,000	8,000
16	HOT SEAT	Nine	45,000	34,000	4,000	7,000
17	TAKE 5 WITH ZAN ROWE-EV	ABC	44,000	31,000	7,000	6,000
18	ABC NEWS-EV	ABC	43,000	28,000	8,000	7,000
19	THE BLOCK -MON -ENCORE	Nine	41,000	31,000	8,000	2,000
20	NINE'S AFTERNOON NEWS	Nine	39,000	28,000	7,000	4,000
21	HOT SEAT -5PM	Nine	38,000	30,000	3,000	5,000
22	NEWS BREAKFAST-AM	ABC	37,000	22,000	11,000	4,000
23	THE PROJECT 6.30PM	10	36,000	23,000	9,000	3,000
24	TODAY EXTRA	Nine	35,000	26,000	5,000	5,000
25	TIPPING POINT	Nine	33,000	23,000	6,000	3,000
26	SUNRISE	Seven	32,000	19,000	7,000	7,000
27	TWO AND A HALF MEN RPT	10	32,000	17,000	15,000	1,000
28	HMP: BEHIND BARS	Seven	32,000	19,000	8,000	4,000
29	THE CHASE AUSTRALIA-5PM	Seven	30,000	16,000	10,000	5,000
30	OLD PEOPLE'S HOME FOR TEENAGERS-EV	ABC	29,000	20,000	5,000	4,000

Rank	Description	Network	Total TV 	Broadcast TV		BVOD
			Broadcast TV + BVOD National	Metro	Regional	National
1	THE BLOCK -TUE	Nine	482,000	271,000	120,000	91,000
2	SEVEN NEWS AT 6.30	Seven	340,000	207,000	107,000	26,000
3	SEVEN NEWS	Seven	316,000	194,000	95,000	26,000
4	NINE NEWS 6:30	Nine	306,000	191,000	82,000	33,000
5	NINE NEWS	Nine	305,000	199,000	73,000	33,000
6	A CURRENT AFFAIR	Nine	296,000	174,000	88,000	34,000
7	HOME AND AWAY	Seven	278,000	131,000	99,000	48,000
8	SAS AUSTRALIA - TUE	Seven	278,000	176,000	73,000	28,000
9	THE CHEAP SEATS	10	189,000	137,000	45,000	7,000
10	THE CHASE AUSTRALIA	Seven	166,000	96,000	56,000	13,000
11	7.30-EV	ABC	166,000	115,000	34,000	17,000
12	ABC NEWS-EV	ABC	165,000	116,000	34,000	14,000
13	SPACE INVADERS -RPT	Nine	162,000	92,000	49,000	21,000
14	SHARK TANK	10	137,000	93,000	34,000	9,000
15	THE PROJECT 7PM	10	126,000	82,000	36,000	8,000
16	TODAY	Nine	114,000	69,000	28,000	17,000
17	SUNRISE	Seven	112,000	64,000	35,000	13,000
18	TAKE 5 WITH ZAN ROWE-EV	ABC	110,000	78,000	22,000	11,000
19	HOT SEAT	Nine	105,000	71,000	22,000	13,000
20	OLD PEOPLE'S HOME FOR TEENAGERS-EV	ABC	105,000	76,000	21,000	8,000
21	THE CHASE AUSTRALIA-5PM	Seven	104,000	60,000	36,000	8,000
22	HMP: BEHIND BARS	Seven	104,000	72,000	25,000	7,000
23	NEWS BREAKFAST-AM	ABC	91,000	56,000	27,000	8,000
24	SUNRISE-EARLY	Seven	91,000	49,000	34,000	9,000
25	NINE'S AFTERNOON NEWS	Nine	85,000	56,000	22,000	8,000
26	THE PROJECT 6.30PM	10	84,000	55,000	22,000	7,000
27	10 NEWS FIRST	10	75,000	53,000	17,000	5,000
28	TODAY -EARLY	Nine	74,000	41,000	22,000	11,000
29	HOT SEAT -5PM	Nine	73,000	48,000	17,000	9,000
30	SEVEN NEWS AT 4.30	Seven	71,000	41,000	25,000	6,000

Rank	Description	Network	Total TV 	Broadcast TV		BVOD
			Broadcast TV + BVOD National	Metro	Regional	National
1	SEVEN NEWS	Seven	1,093,000	668,000	388,000	37,000
2	SEVEN NEWS AT 6.30	Seven	1,081,000	667,000	377,000	37,000
3	NINE NEWS	Nine	878,000	593,000	238,000	48,000
4	THE BLOCK -TUE	Nine	854,000	501,000	240,000	114,000
5	NINE NEWS 6:30	Nine	852,000	560,000	244,000	47,000
6	A CURRENT AFFAIR	Nine	789,000	506,000	235,000	48,000
7	ABC NEWS-EV	ABC	713,000	460,000	229,000	23,000
8	HOME AND AWAY	Seven	667,000	361,000	242,000	64,000
9	THE CHASE AUSTRALIA	Seven	625,000	373,000	233,000	20,000
10	7.30-EV	ABC	613,000	395,000	190,000	27,000
11	SAS AUSTRALIA - TUE	Seven	544,000	354,000	154,000	36,000
12	HOT SEAT	Nine	418,000	282,000	116,000	20,000
13	THE CHASE AUSTRALIA-5PM	Seven	400,000	253,000	135,000	12,000
14	OLD PEOPLE'S HOME FOR TEENAGERS-EV	ABC	395,000	265,000	116,000	13,000
15	TAKE 5 WITH ZAN ROWE-EV	ABC	388,000	267,000	104,000	18,000
16	TIPPING POINT	Nine	332,000	209,000	112,000	11,000
17	THE CHEAP SEATS	10	331,000	235,000	87,000	9,000
18	SPACE INVADERS -RPT	Nine	310,000	181,000	103,000	27,000
19	NINE'S AFTERNOON NEWS	Nine	303,000	188,000	102,000	12,000
20	SUNRISE	Seven	301,000	170,000	114,000	17,000
21	HOT SEAT -5PM	Nine	270,000	174,000	83,000	13,000
22	SEVEN NEWS AT 4.30	Seven	259,000	151,000	101,000	8,000
23	TODAY	Nine	258,000	149,000	86,000	23,000
24	THE PROJECT 7PM	10	257,000	181,000	66,000	10,000
25	SHARK TANK	10	253,000	181,000	60,000	11,000
26	10 NEWS FIRST	10	247,000	158,000	82,000	7,000
27	SEVEN NEWS AT 4	Seven	231,000	133,000	91,000	7,000
28	NEWS BREAKFAST-AM	ABC	221,000	121,000	88,000	12,000
29	HMP: BEHIND BARS	Seven	203,000	134,000	61,000	8,000
30	SUNRISE-EARLY	Seven	192,000	105,000	75,000	12,000

# Notes

**Source:**

VOZ 5.0 National Broadcast TV and BVOD (live + on demand incl co-viewing) 'What Watched' Overnight program audience for Free-to-Air (FTA) channels

Metro (Syd, Mel, Bris, Ade, Per) Regional (Qld, NNSW, SNSW, Vic, Tas, WA, Rest of Australia)

**Program results:**

Reporting the Top 30 programs by Primary Description, ranked by Total TV Audience, for programs 10 minutes in length or longer.

---

**Data © OzTAM and Regional TAM 2023. Not to be reproduced, published or communicated (electronically or in hard copy) in whole or in part, without prior written consent of OzTAM and Regional TAM.**



For more information on this report you can read the VOZ Guidelines and Frequently Asked Questions on our website [virtualoz.com.au](https://virtualoz.com.au)



**P:** +61 2 9929 7210

**E:** [info@oztam.com.au](mailto:info@oztam.com.au)

**W:** [virtualoz.com.au](http://virtualoz.com.au)

Level 2, Suite 1,  
124 Walker Street,  
North Sydney NSW  
2060 Australia

**ABN:** 87 089 146 396