

Friday 28 Jul 2023

Total TV Daily Overnight Top 30 Programs

Free-to-Air Audience Reports:


Total People

People 16-39

People 25-54

Grocery Shoppers



Rank	Description	Network	Total TV 	Broadcast TV		BVOD
			Broadcast TV + BVOD National	Metro	Regional	National
1	SEVEN NEWS	Seven	1,175,000	732,000	409,000	33,000
2	SEVEN NEWS AT 6.30	Seven	1,092,000	683,000	380,000	29,000
3	NINE NEWS	Nine	966,000	632,000	291,000	44,000
4	NINE NEWS 6.30	Nine	930,000	622,000	266,000	42,000
5	THE CHASE AUSTRALIA	Seven	744,000	457,000	266,000	21,000
6	THE MID-YEAR ASHES: FIFTH TEST -ENG V AUS -SESSION 1 -D2	Nine	727,000	421,000	195,000	110,000
7	ABC NEWS-EV	ABC	685,000	437,000	227,000	21,000
8	A CURRENT AFFAIR	Nine	668,000	432,000	202,000	33,000
9	SEVEN'S AFL: FRIDAY NIGHT FOOTBALL	Seven	666,000	472,000	194,000	0
10	BETTER HOMES AND GARDENS	Seven	629,000	378,000	234,000	17,000
11	THE MID-YEAR ASHES: FIFTH TEST -ENG V AUS -SESSION 2 -D2	Nine	572,000	355,000	131,000	86,000
12	HOT SEAT	Nine	533,000	356,000	153,000	24,000
13	THE CHASE AUSTRALIA-5PM	Seven	491,000	301,000	177,000	14,000
14	SEVEN'S AFL: FRIDAY NIGHT FOOTBALL - PRE MATCH	Seven	461,000	317,000	143,000	0
15	THE MID-YEAR ASHES: FIFTH TEST -ENG V AUS -LUNCH -D2	Nine	450,000	247,000	119,000	83,000
16	SUNRISE	Seven	411,000	225,000	166,000	20,000
17	FRIDAY NIGHT NRL LIVE	Nine	402,000	199,000	161,000	42,000
18	NINE'S AFTERNOON NEWS	Nine	362,000	229,000	120,000	14,000
19	HOT SEAT -5PM	Nine	354,000	232,000	106,000	16,000
20	TIPPING POINT -RPT	Nine	350,000	205,000	136,000	10,000
21	SEVEN'S AFL: FRIDAY NIGHT FOOTBALL - POST MATCH	Seven	349,000	239,000	108,000	1,000
22	TODAY	Nine	323,000	179,000	117,000	27,000
23	10 NEWS FIRST	10	322,000	214,000	100,000	9,000
24	FRIDAY NIGHT NRL LIVE -PRE MATCH	Nine	316,000	167,000	122,000	27,000
25	DEATH IN PARADISE RPT	ABC	310,000	190,000	116,000	5,000
26	SEVEN NEWS AT 4.30	Seven	309,000	189,000	111,000	9,000
27	THE MID-YEAR ASHES: FIFTH TEST -ENG V AUS -TEA -D2	Nine	305,000	164,000	80,000	60,000
28	FIRST WEAPONS-EV	ABC	304,000	193,000	103,000	8,000
29	LOCATION, LOCATION, LOCATION AUSTRALIA	10	295,000	205,000	86,000	4,000
30	THE MID-YEAR ASHES: FIFTH TEST -ENG V AUS -SESSION 3 -D2	Nine	287,000	161,000	73,000	53,000




Rank	Description	Network	Total TV	Broadcast TV		BVOD
			Broadcast TV + BVOD National	Metro	Regional	National
1	THE MID-YEAR ASHES: FIFTH TEST -ENG V AUS -SESSION 1 -D2	Nine	143,000	78,000	23,000	42,000
2	SEVEN'S AFL: FRIDAY NIGHT FOOTBALL	Seven	120,000	89,000	31,000	0
3	THE MID-YEAR ASHES: FIFTH TEST -ENG V AUS -SESSION 2 -D2	Nine	119,000	59,000	23,000	36,000
4	NINE NEWS	Nine	102,000	72,000	18,000	12,000
5	SEVEN NEWS AT 6.30	Seven	102,000	65,000	29,000	8,000
6	THE MID-YEAR ASHES: FIFTH TEST -ENG V AUS -LUNCH -D2	Nine	92,000	45,000	14,000	32,000
7	SEVEN NEWS	Seven	90,000	58,000	23,000	9,000
8	NINE NEWS 6.30	Nine	89,000	59,000	19,000	12,000
9	SEVEN'S AFL: FRIDAY NIGHT FOOTBALL - PRE MATCH	Seven	78,000	59,000	19,000	0
10	BETTER HOMES AND GARDENS	Seven	69,000	42,000	23,000	5,000
11	FRIDAY NIGHT NRL LIVE	Nine	69,000	36,000	16,000	17,000
12	A CURRENT AFFAIR	Nine	67,000	45,000	13,000	10,000
13	THE MID-YEAR ASHES: FIFTH TEST -ENG V AUS -SESSION 3 -D2	Nine	65,000	29,000	12,000	23,000
14	THE MID-YEAR ASHES: FIFTH TEST -ENG V AUS -TEA -D2	Nine	61,000	22,000	14,000	26,000
15	HOT SEAT	Nine	53,000	41,000	5,000	7,000
16	FRIDAY NIGHT NRL LIVE -PRE MATCH	Nine	50,000	29,000	12,000	10,000
17	SEVEN'S AFL: FRIDAY NIGHT FOOTBALL - POST MATCH	Seven	48,000	34,000	13,000	0
18	THE PROJECT 7PM	10	48,000	34,000	12,000	2,000
19	THE CHASE AUSTRALIA	Seven	44,000	29,000	9,000	6,000
20	NINE'S AFTERNOON NEWS	Nine	40,000	31,000	6,000	4,000
21	HOT SEAT -5PM	Nine	40,000	31,000	4,000	5,000
22	TODAY	Nine	39,000	23,000	8,000	8,000
23	ABC NEWS-EV	ABC	39,000	27,000	7,000	5,000
24	SUNRISE	Seven	39,000	19,000	13,000	6,000
25	10 NEWS FIRST 6PM	10	37,000	24,000	11,000	2,000
26	10 NEWS FIRST	10	37,000	21,000	13,000	2,000
27	THE PROJECT 6.30PM	10	37,000	21,000	13,000	2,000
28	LOCATION, LOCATION, LOCATION AUSTRALIA	10	35,000	24,000	9,000	1,000
29	HAVE YOU BEEN PAYING ATTENTION? ENCORE	10	34,000	27,000	6,000	1,000
30	THE MID-YEAR ASHES: FIFTH TEST -ENG V AUS -PRE MATCH -D2	Nine	32,000	18,000	7,000	7,000



Rank	Description	Network	Total TV	Broadcast TV		BVOD
			Broadcast TV + BVOD National	Metro	Regional	National
1	THE MID-YEAR ASHES: FIFTH TEST -ENG V AUS -SESSION 1 -D2	Nine	298,000	167,000	64,000	68,000
2	SEVEN NEWS AT 6.30	Seven	277,000	163,000	99,000	16,000
3	SEVEN NEWS	Seven	273,000	163,000	92,000	18,000
4	THE MID-YEAR ASHES: FIFTH TEST -ENG V AUS -SESSION 2 -D2	Nine	255,000	151,000	48,000	55,000
5	SEVEN'S AFL: FRIDAY NIGHT FOOTBALL	Seven	255,000	196,000	59,000	0
6	NINE NEWS 6:30	Nine	252,000	164,000	66,000	22,000
7	NINE NEWS	Nine	252,000	162,000	67,000	23,000
8	THE MID-YEAR ASHES: FIFTH TEST -ENG V AUS -LUNCH -D2	Nine	194,000	101,000	41,000	52,000
9	BETTER HOMES AND GARDENS	Seven	180,000	118,000	52,000	10,000
10	A CURRENT AFFAIR	Nine	175,000	114,000	43,000	18,000
11	SEVEN'S AFL: FRIDAY NIGHT FOOTBALL - PRE MATCH	Seven	154,000	115,000	40,000	0
12	THE CHASE AUSTRALIA	Seven	153,000	90,000	52,000	11,000
13	FRIDAY NIGHT NRL LIVE	Nine	152,000	79,000	48,000	26,000
14	THE MID-YEAR ASHES: FIFTH TEST -ENG V AUS -SESSION 3 -D2	Nine	147,000	80,000	34,000	34,000
15	THE MID-YEAR ASHES: FIFTH TEST -ENG V AUS -TEA -D2	Nine	146,000	76,000	31,000	39,000
16	SEVEN'S AFL: FRIDAY NIGHT FOOTBALL - POST MATCH	Seven	131,000	98,000	32,000	1,000
17	SUNRISE	Seven	126,000	71,000	43,000	12,000
18	ABC NEWS-EV	ABC	120,000	83,000	26,000	10,000
19	HOT SEAT	Nine	116,000	77,000	27,000	12,000
20	FRIDAY NIGHT NRL LIVE -PRE MATCH	Nine	115,000	60,000	39,000	16,000
21	TODAY	Nine	115,000	63,000	34,000	17,000
22	THE CHASE AUSTRALIA-5PM	Seven	105,000	65,000	32,000	7,000
23	THE PROJECT 7PM	10	102,000	70,000	26,000	5,000
24	NINE'S AFTERNOON NEWS	Nine	98,000	65,000	25,000	7,000
25	10 NEWS FIRST	10	94,000	60,000	30,000	5,000
26	HAVE YOU BEEN PAYING ATTENTION? ENCORE	10	91,000	68,000	20,000	2,000
27	THE PROJECT 6.30PM	10	86,000	55,000	26,000	5,000
28	10 NEWS FIRST 6PM	10	85,000	59,000	21,000	5,000
29	LOCATION, LOCATION, LOCATION AUSTRALIA	10	82,000	54,000	26,000	2,000
30	NEWS BREAKFAST-AM	ABC	81,000	52,000	22,000	7,000

AUDIENCE

Grocery Shoppers

Rank	Description	Network	Total TV 	Broadcast TV		BVOD
			Broadcast TV + BVOD National	Metro	Regional	National
1	SEVEN NEWS	Seven	962,000	594,000	341,000	26,000
2	SEVEN NEWS AT 6.30	Seven	892,000	559,000	310,000	23,000
3	NINE NEWS	Nine	791,000	522,000	234,000	35,000
4	NINE NEWS 6.30	Nine	754,000	507,000	213,000	33,000
5	THE CHASE AUSTRALIA	Seven	607,000	369,000	221,000	17,000
6	ABC NEWS-EV	ABC	579,000	371,000	191,000	17,000
7	THE MID-YEAR ASHES: FIFTH TEST -ENG V AUS -SESSION 1 -D2	Nine	562,000	327,000	152,000	84,000
8	A CURRENT AFFAIR	Nine	548,000	359,000	162,000	27,000
9	SEVEN'S AFL: FRIDAY NIGHT FOOTBALL	Seven	518,000	371,000	147,000	0
10	BETTER HOMES AND GARDENS	Seven	505,000	307,000	184,000	14,000
11	THE MID-YEAR ASHES: FIFTH TEST -ENG V AUS -SESSION 2 -D2	Nine	451,000	282,000	103,000	65,000
12	HOT SEAT	Nine	447,000	300,000	128,000	19,000
13	THE CHASE AUSTRALIA-5PM	Seven	409,000	250,000	149,000	11,000
14	SEVEN'S AFL: FRIDAY NIGHT FOOTBALL - PRE MATCH	Seven	358,000	252,000	106,000	0
15	THE MID-YEAR ASHES: FIFTH TEST -ENG V AUS -LUNCH -D2	Nine	347,000	192,000	92,000	63,000
16	SUNRISE	Seven	339,000	189,000	134,000	16,000
17	FRIDAY NIGHT NRL LIVE	Nine	308,000	154,000	122,000	32,000
18	NINE'S AFTERNOON NEWS	Nine	299,000	190,000	98,000	11,000
19	TIPPING POINT -RPT	Nine	298,000	174,000	116,000	8,000
20	HOT SEAT -5PM	Nine	295,000	193,000	89,000	13,000
21	10 NEWS FIRST	10	271,000	181,000	82,000	7,000
22	SEVEN'S AFL: FRIDAY NIGHT FOOTBALL - POST MATCH	Seven	270,000	188,000	81,000	1,000
23	DEATH IN PARADISE RPT	ABC	268,000	164,000	100,000	4,000
24	TODAY	Nine	266,000	145,000	98,000	23,000
25	SEVEN NEWS AT 4.30	Seven	257,000	159,000	91,000	7,000
26	FIRST WEAPONS-EV	ABC	256,000	161,000	89,000	7,000
27	FRIDAY NIGHT NRL LIVE -PRE MATCH	Nine	246,000	128,000	97,000	21,000
28	THE MID-YEAR ASHES: FIFTH TEST -ENG V AUS -TEA -D2	Nine	243,000	133,000	65,000	46,000
29	LOCATION, LOCATION, LOCATION AUSTRALIA	10	241,000	170,000	67,000	4,000
30	THE MID-YEAR ASHES: FIFTH TEST -ENG V AUS -SESSION 3 -D2	Nine	231,000	131,000	60,000	40,000

Notes

Source:

VOZ 5.0 National Broadcast TV and BVOD (live + on demand incl co-viewing) 'What Watched' Overnight program audience for Free-to-Air (FTA) channels

Metro (Syd, Mel, Bris, Ade, Per) Regional (Qld, NNSW, SNSW, Vic, Tas, WA, Rest of Australia)

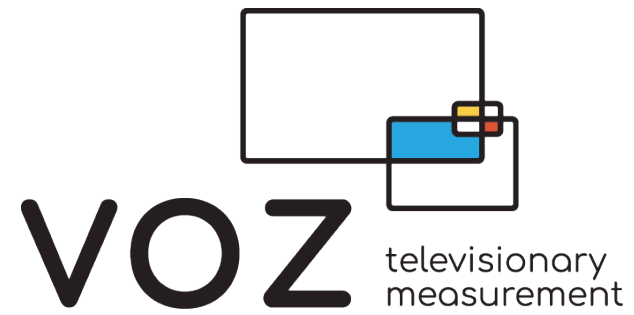
Program results:

Reporting the Top 30 programs by Primary Description, ranked by Total TV Audience, for programs 10 minutes in length or longer.

Data © OzTAM and Regional TAM 2023. Not to be reproduced, published or communicated (electronically or in hard copy) in whole or in part, without prior written consent of OzTAM and Regional TAM.



For more information on this report you can read the VOZ Guidelines and Frequently Asked Questions on our website virtualoz.com.au



P: +61 2 9929 7210

E: info@oztam.com.au

W: virtualoz.com.au

Level 2, Suite 1,
124 Walker Street,
North Sydney NSW
2060 Australia

ABN: 87 089 146 396