

Monday 22 May 2023

Total TV Daily Overnight Top 30 Programs

Free-to-Air Audience Reports:

Total People


People 16-39

People 25-54

Grocery Shoppers


AUDIENCE

Total People

Rank	Description	Network	Total TV 	Broadcast TV		BVOD
			Broadcast TV + BVOD National	Metro	Regional	National
1	SEVEN NEWS	Seven	1,610,000	991,000	572,000	48,000
2	SEVEN NEWS AT 6.30	Seven	1,561,000	949,000	566,000	47,000
3	NINE NEWS	Nine	1,178,000	800,000	322,000	57,000
4	NINE NEWS 6.30	Nine	1,173,000	806,000	310,000	56,000
5	FARMER WANTS A WIFE - REUNION	Seven	1,121,000	637,000	406,000	78,000
6	A CURRENT AFFAIR	Nine	1,033,000	685,000	298,000	50,000
7	THE CHASE AUSTRALIA	Seven	939,000	556,000	355,000	28,000
8	ABC NEWS-EV	ABC	923,000	588,000	305,000	30,000
9	HOME AND AWAY	Seven	920,000	523,000	322,000	75,000
10	7.30-EV	ABC	808,000	521,000	256,000	30,000
11	HAVE YOU BEEN PAYING ATTENTION?	10	787,000	558,000	200,000	29,000
12	MASTERCHEF AUSTRALIA MON	10	699,000	478,000	173,000	49,000
13	MEDIA WATCH-EV	ABC	668,000	450,000	194,000	24,000
14	FOUR CORNERS-EV	ABC	654,000	424,000	199,000	31,000
15	AUSTRALIAN STORY-EV	ABC	616,000	389,000	200,000	27,000
16	HOT SEAT	Nine	612,000	429,000	153,000	29,000
17	THE SUMMIT -MON	Nine	580,000	375,000	148,000	56,000
18	THE CHASE AUSTRALIA-5PM	Seven	569,000	356,000	196,000	17,000
19	Q+A-LE	ABC	445,000	305,000	126,000	14,000
20	THE PROJECT 7PM	10	431,000	304,000	111,000	17,000
21	9-1-1	Seven	413,000	247,000	147,000	19,000
22	NINE'S AFTERNOON NEWS	Nine	409,000	265,000	130,000	14,000
23	TIPPING POINT	Nine	397,000	245,000	141,000	11,000
24	HOT SEAT -5PM	Nine	395,000	262,000	114,000	18,000
25	SUNRISE	Seven	381,000	204,000	158,000	19,000
26	RPA	Nine	380,000	238,000	124,000	18,000
27	10 NEWS FIRST	10	369,000	243,000	116,000	11,000
28	SEVEN NEWS AT 4.30	Seven	347,000	212,000	125,000	10,000
29	THE PROJECT 6.30PM	10	333,000	246,000	75,000	13,000
30	TODAY	Nine	318,000	192,000	102,000	24,000


AUDIENCE

People 16-39

Rank	Description	Network	Total TV 	Broadcast TV		BVOD
			Broadcast TV + BVOD National	Metro	Regional	National
1	HAVE YOU BEEN PAYING ATTENTION?	10	188,000	139,000	38,000	11,000
2	MASTERCHEF AUSTRALIA MON	10	153,000	99,000	35,000	19,000
3	HOME AND AWAY	Seven	147,000	72,000	45,000	30,000
4	SEVEN NEWS	Seven	136,000	88,000	32,000	15,000
5	SEVEN NEWS AT 6.30	Seven	135,000	86,000	33,000	16,000
6	NINE NEWS 6:30	Nine	134,000	82,000	34,000	19,000
7	NINE NEWS	Nine	131,000	79,000	34,000	18,000
8	FARMER WANTS A WIFE - REUNION	Seven	130,000	63,000	40,000	26,000
9	A CURRENT AFFAIR	Nine	101,000	58,000	26,000	17,000
10	THE SUMMIT -MON	Nine	95,000	52,000	24,000	19,000
11	THE PROJECT 7PM	10	85,000	63,000	16,000	6,000
12	THE CHASE AUSTRALIA	Seven	79,000	52,000	18,000	9,000
13	THE PROJECT 6.30PM	10	72,000	53,000	15,000	4,000
14	JUST FOR LAUGHS AUSTRALIA	10	68,000	44,000	20,000	4,000
15	ABC NEWS-EV	ABC	61,000	48,000	6,000	8,000
16	HOT SEAT	Nine	60,000	39,000	12,000	9,000
17	FOUR CORNERS-EV	ABC	58,000	35,000	14,000	8,000
18	THE CHASE AUSTRALIA-5PM	Seven	53,000	37,000	10,000	5,000
19	OCTONAUTS-EV	ABC	52,000	23,000	28,000	1,000
20	MEDIA WATCH-EV	ABC	50,000	33,000	11,000	7,000
21	9-1-1	Seven	49,000	31,000	12,000	7,000
22	RPA	Nine	47,000	33,000	8,000	6,000
23	7.30-EV	ABC	46,000	30,000	8,000	8,000
24	THE ADVENTURES OF PADDINGTON-EV	ABC	44,000	16,000	27,000	1,000
25	10 NEWS FIRST 6PM	10	44,000	26,000	14,000	3,000
26	BEN AND HOLLY'S LITTLE KINGDOM-PM	ABC	43,000	20,000	23,000	1,000
27	NINE'S AFTERNOON NEWS	Nine	42,000	33,000	4,000	4,000
28	SEVEN NEWS AT 4.30	Seven	41,000	33,000	4,000	3,000
29	GRACE'S AMAZING MACHINES-EV	ABC	41,000	20,000	20,000	1,000
30	PETER RABBIT-EV	ABC	41,000	13,000	26,000	1,000


AUDIENCE

People 25-54

Rank	Description	Network	Total TV 	Broadcast TV		BVOD
			Broadcast TV + BVOD National	Metro	Regional	National
1	HAVE YOU BEEN PAYING ATTENTION?	10	399,000	291,000	90,000	19,000
2	SEVEN NEWS	Seven	392,000	237,000	127,000	28,000
3	SEVEN NEWS AT 6.30	Seven	387,000	231,000	129,000	28,000
4	NINE NEWS 6:30	Nine	361,000	241,000	87,000	33,000
5	FARMER WANTS A WIFE - REUNION	Seven	335,000	166,000	124,000	45,000
6	MASTERCHEF AUSTRALIA MON	10	333,000	233,000	70,000	30,000
7	NINE NEWS	Nine	328,000	211,000	84,000	33,000
8	A CURRENT AFFAIR	Nine	310,000	198,000	82,000	30,000
9	HOME AND AWAY	Seven	307,000	158,000	105,000	45,000
10	THE SUMMIT -MON	Nine	259,000	154,000	70,000	35,000
11	THE CHASE AUSTRALIA	Seven	224,000	132,000	75,000	16,000
12	THE PROJECT 7PM	10	203,000	145,000	48,000	11,000
13	FOUR CORNERS-EV	ABC	175,000	119,000	41,000	16,000
14	ABC NEWS-EV	ABC	169,000	118,000	37,000	14,000
15	MEDIA WATCH-EV	ABC	166,000	122,000	32,000	12,000
16	THE PROJECT 6.30PM	10	158,000	115,000	34,000	8,000
17	7.30-EV	ABC	156,000	106,000	35,000	14,000
18	9-1-1	Seven	151,000	89,000	50,000	11,000
19	JUST FOR LAUGHS AUSTRALIA	10	150,000	107,000	36,000	7,000
20	THE CHASE AUSTRALIA-5PM	Seven	135,000	88,000	37,000	10,000
21	HOT SEAT	Nine	133,000	85,000	31,000	17,000
22	RPA	Nine	128,000	71,000	45,000	11,000
23	TODAY	Nine	123,000	74,000	33,000	16,000
24	10 NEWS FIRST 6PM	10	116,000	76,000	33,000	7,000
25	AUSTRALIAN STORY-EV	ABC	114,000	74,000	27,000	13,000
26	SUNRISE	Seven	113,000	63,000	38,000	12,000
27	10 NEWS FIRST	10	110,000	74,000	30,000	6,000
28	NINE'S AFTERNOON NEWS	Nine	103,000	69,000	26,000	8,000
29	9-1-1: LONE STAR	Seven	96,000	63,000	28,000	6,000
30	NEWS BREAKFAST-AM	ABC	91,000	54,000	30,000	7,000

AUDIENCE

Grocery Shoppers

Rank	Description	Network	Total TV 	Broadcast TV		BVOD
			Broadcast TV + BVOD National	Metro	Regional	National
1	SEVEN NEWS	Seven	1,322,000	812,000	473,000	37,000
2	SEVEN NEWS AT 6.30	Seven	1,273,000	777,000	460,000	37,000
3	NINE NEWS	Nine	952,000	644,000	264,000	44,000
4	NINE NEWS 6.30	Nine	944,000	649,000	251,000	44,000
5	FARMER WANTS A WIFE - REUNION	Seven	916,000	519,000	336,000	61,000
6	A CURRENT AFFAIR	Nine	835,000	554,000	242,000	39,000
7	ABC NEWS-EV	ABC	771,000	495,000	253,000	24,000
8	THE CHASE AUSTRALIA	Seven	770,000	453,000	295,000	22,000
9	HOME AND AWAY	Seven	736,000	427,000	251,000	58,000
10	7.30-EV	ABC	673,000	436,000	214,000	24,000
11	HAVE YOU BEEN PAYING ATTENTION?	10	639,000	460,000	157,000	23,000
12	MASTERCHEF AUSTRALIA MON	10	568,000	393,000	136,000	39,000
13	MEDIA WATCH-EV	ABC	566,000	384,000	163,000	19,000
14	FOUR CORNERS-EV	ABC	551,000	359,000	167,000	24,000
15	AUSTRALIAN STORY-EV	ABC	523,000	332,000	169,000	21,000
16	HOT SEAT	Nine	503,000	349,000	131,000	23,000
17	THE CHASE AUSTRALIA-5PM	Seven	472,000	291,000	167,000	13,000
18	THE SUMMIT -MON	Nine	449,000	288,000	117,000	44,000
19	Q+A-LE	ABC	377,000	259,000	106,000	11,000
20	THE PROJECT 7PM	10	348,000	247,000	88,000	13,000
21	9-1-1	Seven	337,000	201,000	122,000	15,000
22	NINE'S AFTERNOON NEWS	Nine	336,000	216,000	109,000	11,000
23	TIPPING POINT	Nine	330,000	202,000	120,000	9,000
24	HOT SEAT -5PM	Nine	326,000	216,000	95,000	14,000
25	SUNRISE	Seven	313,000	172,000	126,000	15,000
26	10 NEWS FIRST	10	309,000	207,000	94,000	8,000
27	RPA	Nine	309,000	191,000	103,000	14,000
28	SEVEN NEWS AT 4.30	Seven	293,000	180,000	106,000	8,000
29	TODAY	Nine	265,000	159,000	87,000	20,000
30	THE PROJECT 6.30PM	10	261,000	192,000	59,000	10,000

Notes

Source:

VOZ 5.0 National Broadcast TV and BVOD (live + on demand incl co-viewing) 'What Watched' Overnight program audience for Free-to-Air (FTA) channels

Metro (Syd, Mel, Bris, Ade, Per) Regional (Qld, NNSW, SNSW, Vic, Tas, WA, Rest of Australia)

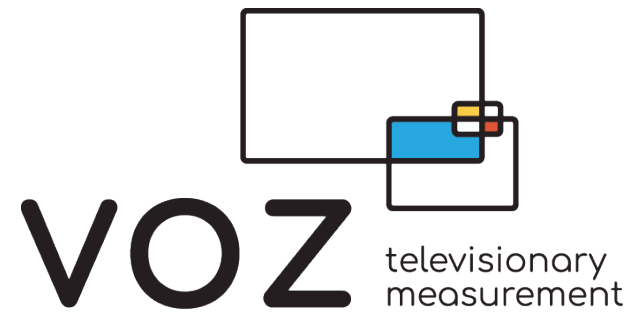
Program results:

Reporting the Top 30 programs by Primary Description, ranked by Total TV Audience, for programs 10 minutes in length or longer.

Data © OzTAM and Regional TAM 2023. Not to be reproduced, published or communicated (electronically or in hard copy) in whole or in part, without prior written consent of OzTAM and Regional TAM.



For more information on this report you can read the VOZ Guidelines and Frequently Asked Questions on our website virtualoz.com.au



P: +61 2 9929 7210

E: info@oztam.com.au

W: virtualoz.com.au

Level 2, Suite 1,
124 Walker Street,
North Sydney NSW
2060 Australia

ABN: 87 089 146 396